


Heathcote

SSSFA Helicopter Operations Procedures (Subject to revision)

Goalposts



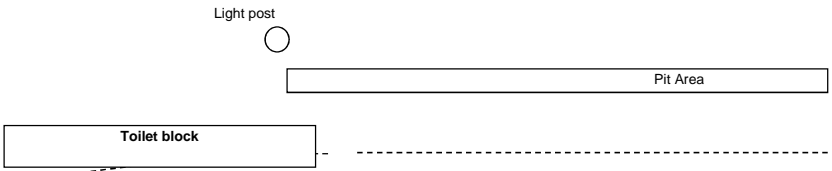
Flight line



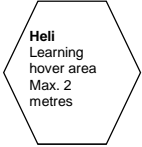
Cricket pitch



N



Drawn to show (usual) take off and landing to the south-west. Adjust for different take-off s and approaches



Heli Learning hover area Max. 2 metres

Boundary

Boundary

Road

Railway line

Take-off/Landing Area

- * Helicopters may be started in the pit area, but MUST be carried to the take-off point which is outside the 30 metre area
- * Air taxiing to and from the pit area is not permitted
- * Request "permission to take off" - (as would any pilot)
- * Wait for a break in traffic
- * Declare "Helicopter taking off"
- * Take off and join circuit
- * Move immediately and safely to join other pilots at flight line
- * General aerobatics are possible PROVIDING you maintain circuit direction and keep moving in that direction
- * 3D aerobatics (which involve frequent cessation or reversal of circuit direction) are possible only when no other aircraft are in the circuit
- * Landings
 - * Inform other pilots ("helicopter downwind to land"....."helicopter landing"....etc.)
 - * leave circuit upon "normal" approach to main runway
 - * Land in specially designated landing area
 - * Carry helicopter back to pit area

Learning/Hover Area

- * Carry helicopter to here - do not taxi from or to pits
- * Stay BELOW 2 metres in height
- * Remember we all have 15 minutes frequency slots

These Operations Procedures are to be read together with SSSFA Field Rules of Safety & Pilot Etiquette